



# Standard Programme Insulating Bars for Windows, Doors and Facades

**Edition 1-2026**



Ensinger 

*ausgefertigt*

*ausgefertigt in Zusammenarbeit mit...*

# Table of Contents

## **1** Innovation

6 insulbar with ESPOC

## **2** Roll-Up Profiles


10 Foamed Profiles  
insulbar LI & insulbar RE-LI  
20 Classic Profiles  
insulbar REG & insulbar RE

## **3** Special Profiles

36 Shear-Free Profiles, Profiles for Hidden Sash,  
Bolt Operating Profiles, Profiles for Sliding  
Systems & Facades

## **4** Overview

40 Article Overview





1

**Innovation**

# insulbar with ESPOC – The Solution for High-Quality Powder Coated Windows and Doors

With ESPOC, Ensinger has developed an innovative solution that opens up new design possibilities for window and door systems. ESPOC is an extremely thin coating that is applied to our standard profiles or to customer-specific profile designs using a special process.



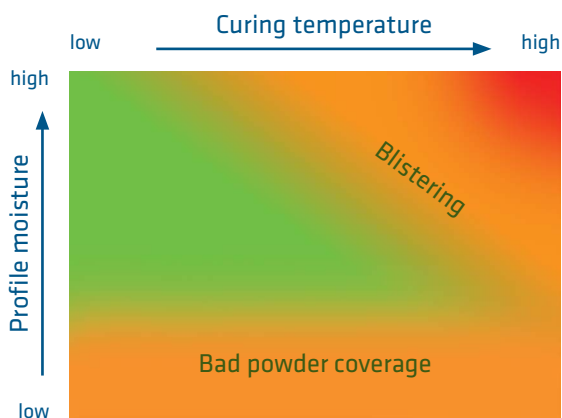
Even on the most challenging insulbar profiles with multiple visible sides, protrusions and undercuts, our innovation enables a virtually perfect powder coating of our customers' systems.

In combination with our insulbar REG, insulbar RE, insulbar LI and insulbar RE-LI products, this results in high-quality, highly insulating and sustainable window and door systems – for maximum design freedom and the highest quality.

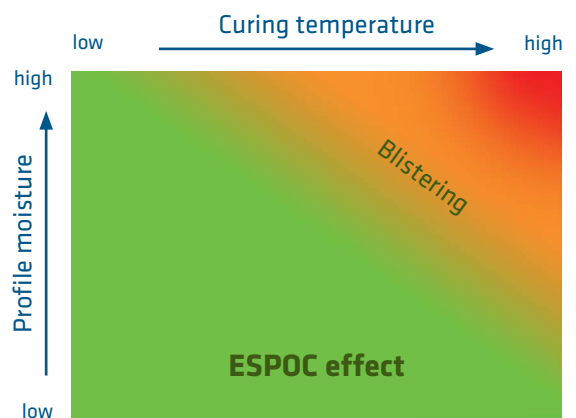
## What is the ESPOC effect?

The ESPOC effect works by attracting powder exceptionally well – especially on dry insulbar profiles.

### Without ESPOC coating



### With ESPOC effect



■ Poor coating results  
■ Best results

## How does pre-drying the profiles help to improve your process?

The insulating bars are made of hygroscopic polyamide, which absorbs moisture from the ambient air over time. This moisture can lead to the formation of vapour bubbles during the baking of the powder coating – a phenomenon known as blistering.

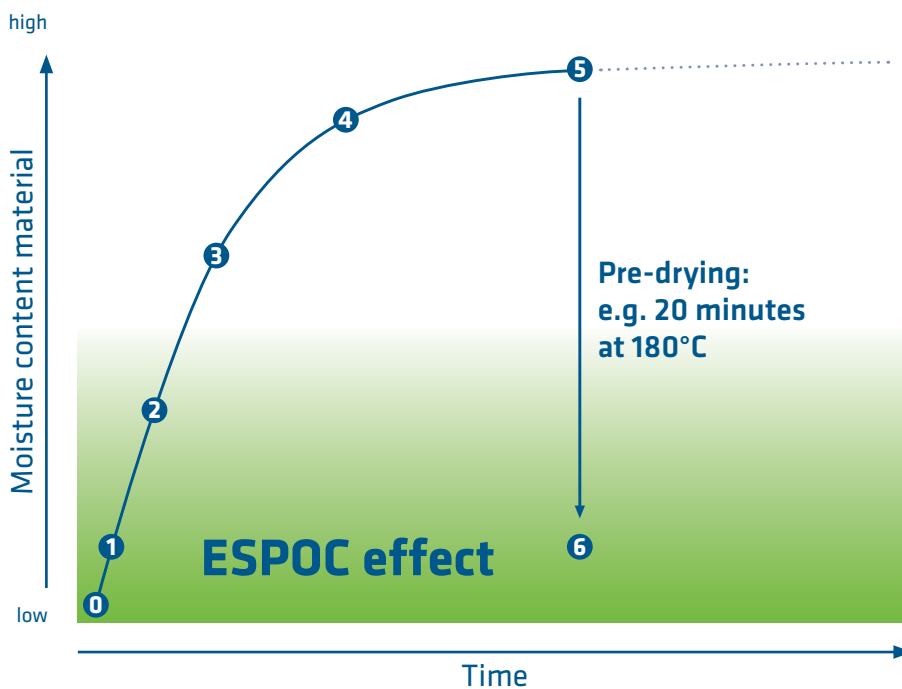
To avoid this and achieve a perfect powder coating result, we recommend using dry or pre-dried insulbar profiles.



Watch the ESPOC video



Graph: Moisture content over time\*



- Moisture content
- 0** Direct after extrusion
- 1-2** Shipment and storage at customer
- 2-3** Normal storage time
- 3-5** Longer storage time
- 6** Recommended pre-dry condition and powder-coating

\* Please note: Illustration for principal explanation

### Advantages at a glance

#### Optics

- High-quality appearance in the profile system
- Perfect coating result possible

#### Flexibility

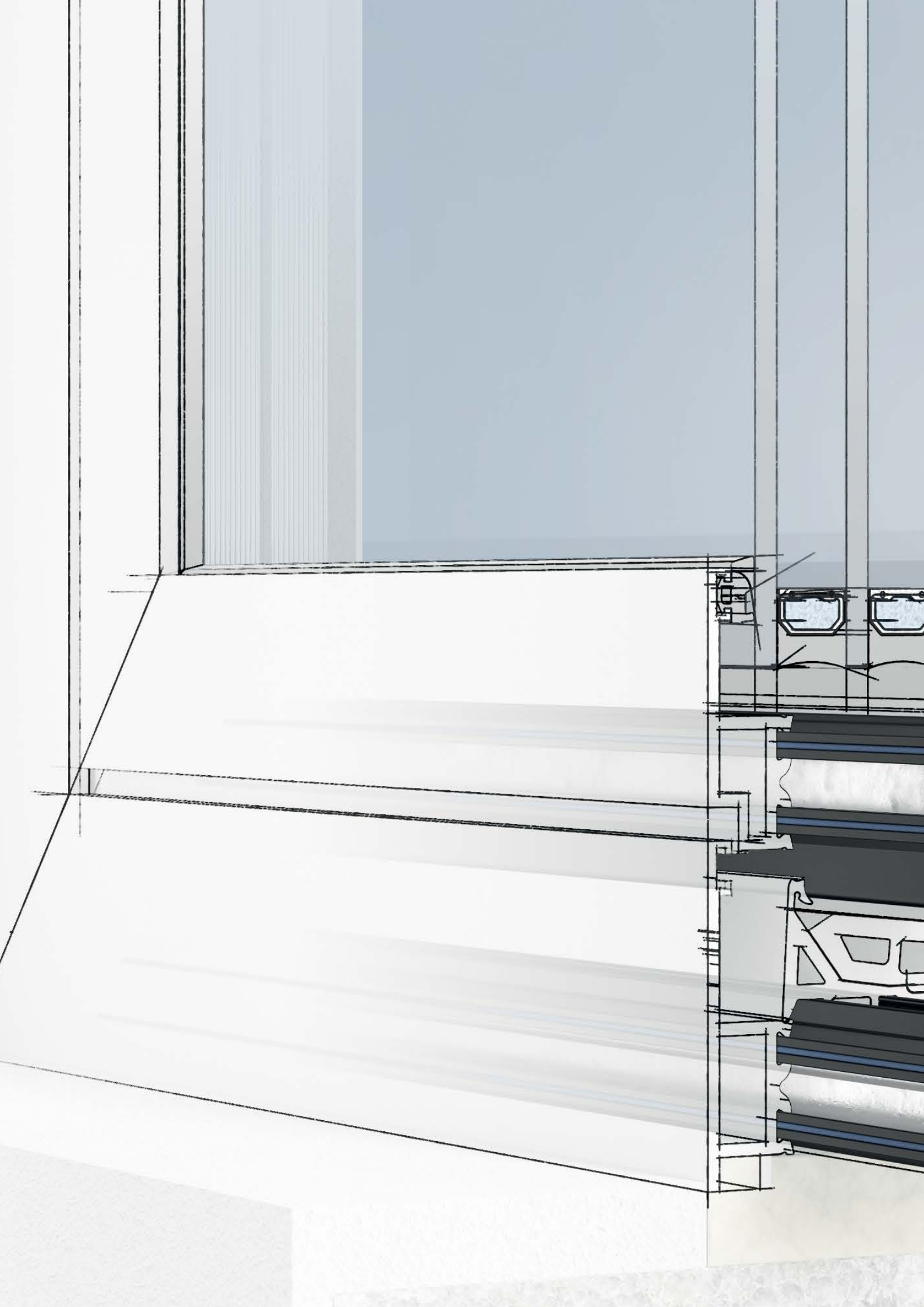
- Applicable to existing or new standard and customised profiles
- Compatible with standard materials REG, RE, LI and RE-LI
- Unchanged base material – no requalification required
- Available as drop-in solution

#### Process improvement

- Safer and improved powder coating process
- Lower reject rate
- Improved paint adhesion
- High attraction in the powder coating process in assembled or solitary profiles

#### Further advantages

- New and greater degrees of freedom in the design of visible insulating profiles
- Unchanged thermal conductivity of the base profile
- Consistent mechanical properties

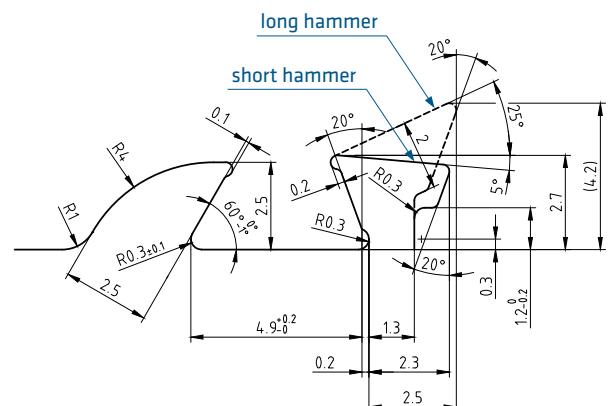


# 2

## Roll-Up Profiles


The cavity of the aluminium profile forms the connection to the insulbar thermal insulating bar. Its correct configuration ensures a high shear and transverse tensile strength, stiffness, and elasticity constant of the assembly.

For insulbar insulating profiles, Ensinger recommends two different aluminium cavities depending on the application. The preferred used variant is the cavity with the short hammer. In exceptional cases the alternative with a long hammer is used. A full overview is provided by the table starting on page 40 where the compatibility of the cavities and the insulbar insulating profiles is shown.



# Foamed Profiles

## insulbar LI & insulbar RE-LI



### **insulbar LI - The lambda improved profile**

insulbar LI combines the benefits of the tried-and-tested material PA66 GF with improved thermal performance through a proprietary technology creating a foam structure in the material. Compared with standard profiles made from solid polyamide, the lambda value of insulbar LI can be reduced from 0.3 W/mK to 0.21 W/mK (product optimum). This is a value which makes it possible to achieve smaller installation depths while maintaining the same  $U_f$  value, or alternatively to optimise the  $U_f$  while keeping the installation depth the same.

### **insulbar RE-LI - The perfect solution for environmental situations**

The insulating bar combines the low thermal conductivity of foamed polyamide 66 GF with the ecological advantages of recycled material.

# insulbar LI | insulbar RE-LI

12 mm	16 mm			17 mm	18 mm	20 mm		22 mm
<b>2192</b> 	<b>5500</b> 	<b>1928</b> 	<b>2423</b> 	<b>5539</b> 	<b>2379</b> 	<b>5502</b> 	<b>4245</b> 	<b>5506</b> 
	<b>5501</b> 	<b>1945</b> 				<b>5505</b> 	<b>2078</b> 	<b>5508</b> 
						<b>5504</b> 	<b>4852</b> 	<b>5446</b> 
								<b>N</b>
							<b>3062</b> 	
							<b>5503</b> 	
							<b>3546</b> 	

# Foamed profiles

22 mm		23 mm		24 mm				
<b>5540</b> 	<b>5509</b> 	<b>4543</b> 	<b>5519</b> 	<b>3257</b> 	<b>3023</b> 	<b>5514</b> 	<b>2206</b> 	<b>1393</b> 
<b>5507</b> 	<b>5518</b> 	<b>4388</b> 	<b>3258</b> 	<b>5511</b> 	<b>5515</b> 	<b>2279</b> 	<b>3622</b> 	
<b>5433</b> 	<b>4544</b> 	<b>3893</b> 	<b>3285</b> 	<b>2432</b> 	<b>5513</b> 			
<b>N</b>	<b>5586</b> 	<b>5516</b> 	<b>3022</b> 	<b>2331</b> 	<b>1392</b> 			
	<b>5517</b> 	<b>5510</b> 	<b>5512</b> 					
	<b>5585</b> 							

24 mm	24.8 mm	26 mm	27 mm	28 mm				
<p><b>2884</b></p>	<p><b>5520</b></p>	<p><b>4922</b></p>	<p><b>4616</b></p>	<p><b>5522</b></p>	<p><b>5528</b></p>	<p><b>5531</b></p>	<p><b>4618</b></p>	<p><b>4056</b></p>
<p><b>3371</b></p>	<p><b>4216</b></p>	<p><b>4214</b></p>	<p><b>4542</b></p>	<p><b>5524</b></p>	<p><b>5526</b></p>	<p><b>4804</b></p>	<p><b>5523</b></p>	
<p><b>5447</b></p>	<p><b>4919</b></p>	<p><b>5521</b></p>	<p><b>5530</b></p>	<p><b>4296</b></p>	<p><b>1669</b></p>			
N	<p><b>4921</b></p>	<p><b>4617</b></p>	<p><b>5529</b></p>	<p><b>4298</b></p>	<p><b>3700</b></p>			
	<p><b>4215</b></p>		<p><b>5527</b></p>	<p><b>4298</b></p>	N			
	<p><b>4920</b></p>		<p><b>5525</b></p>					

# Foamed profiles

29 mm		30 mm			31.8 mm	32 mm		
<b>3555</b> 	<b>4178</b> 	<b>4370</b> 	<b>2080</b> 	<b>4619</b> 	<b>4966</b> 	<b>4467</b> 	<b>4620</b> 	<b>5534</b> 
<b>5532</b> 		<b>4367</b> 	<b>4832</b> 	<b>5533</b> 		<b>4468</b> 	<b>5537</b> 	<b>5450</b> 
			<b>4831</b> 			<b>4469</b> 		<b>5535</b> 

32 mm		33 mm		34 mm				35 mm	
<b>3701</b> 	<b>4474</b> 	<b>3829</b> 	<b>2805</b> 	<b>3282</b> 	<b>3124</b> 	<b>5541</b> 	<b>4635</b> 	<b>5549</b> 	
<b>N</b>									
<b>3957</b> 		<b>5543</b> 	<b>5548</b> 	<b>3172</b> 	<b>4720</b> 	<b>5542</b> 	<b>3379</b> 	<b>3391</b> 	
<b>5536</b> 		<b>2807</b> 	<b>3623</b> 	<b>5545</b> 		<b>4621</b> 	<b>4568</b> 	<b>3352</b> 	
<b>5538</b> 		<b>3986</b> 	<b>5587</b> 			<b>3935</b> 	<b>5544</b> 	<b>5550</b> 	
		<b>3377</b> 	<b>5547</b> 			<b>3123</b> 		<b>3281</b> 	
		<b>5546</b> 	<b>3826</b> 			<b>1861</b> 			



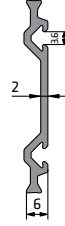
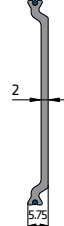
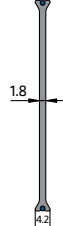
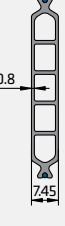
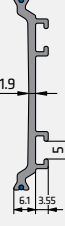



# insulbar LI | insulbar RE-LI

40 mm		42 mm		43 mm	44 mm	45 mm	46 mm	48 mm
<b>5567</b> 	<b>3353</b> 	<b>5576</b> 	<b>2655</b> 	<b>4458</b> 	<b>4622</b> 	<b>5579</b> 	<b>5580</b> 	<b>4666</b> 
<b>5568</b> 	<b>4518</b> 	<b>5570</b> 	<b>4924</b> 		<b>5577</b> 	<b>4807</b> 	<b>5581</b> 	
<b>5569</b> 	<b>3354</b> 	<b>5574</b> 	<b>4503</b> 		<b>5578</b> 	<b>4680</b> 	<b>5453</b> 	
		<b>5575</b> 	<b>5573</b> 			<b>4682</b> 		
		<b>5571</b> 						
		<b>5572</b> 						

**N**


## Foamed profiles

50 mm	54 mm	58 mm	58 mm	60 mm
<b>4062</b> 	<b>5583</b> 	<b>4735</b> 	<b>5588</b> 	<b>5589</b> 
<b>5582</b> 	<b>5584</b> 	<b>4736</b> 		



# Classic Profiles

## insulbar REG & insulbar RE



### **insulbar REG - The universal profile**

Our classic roll-up profiles enable the thermal break of all commonly used metal systems. Depending on the window type and area of application, all requirements for insulation are optimally fulfilled.

### **insulbar RE - The sustainable insulating bar**

The recycled profile is made from 100% recycled polyamide, unmixed and eco-declared. Thanks to the special upcycling process, it has the same excellent mechanical properties as classic insulbar insulating bars.

On request, our insulating bars are also available in other materials with higher rigidity or better coatability.


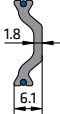
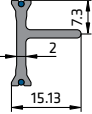


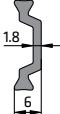
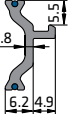



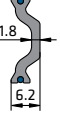
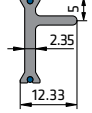


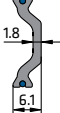
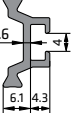
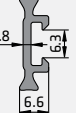
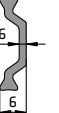

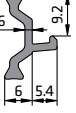



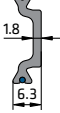
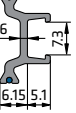
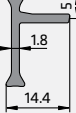

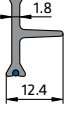

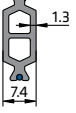
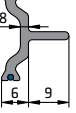


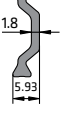
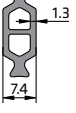
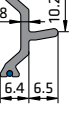
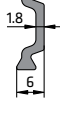
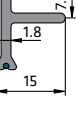
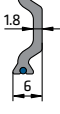
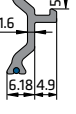

10 mm	12 mm	13.4 mm	13.5 mm	14 mm	14.6 mm			
<b>3632</b> 	<b>3560</b> 	<b>2192</b> 	<b>2014</b> 	<b>2156</b> 	<b>1044</b> 	<b>2952</b> 	<b>2028 2028</b> 	<b>1953</b> 
<b>2530</b> 	<b>4698</b> 	<b>2310</b> 			<b>4386</b> 	<b>1910</b> 	<b>2045</b> 	<b>3378</b> 
		<b>1142</b> 			<b>3557</b> 	<b>2046</b> 	<b>1674</b> 	
		<b>2164 2164</b> 			<b>2104</b> 	<b>0818</b> 	<b>1884</b> 	
		<b>2531 2531</b> 			<b>3725</b> 	<b>1173</b> 	<b>4060</b> 	
						<b>2877</b> 	<b>4059 4059</b> 	

# Classic profiles

14.8 mm			15 mm	16 mm				
<b>2440</b> 	<b>2102</b> 	<b>1946</b> 	<b>1754</b> 	<b>2423</b> 	<b>1928</b> 	<b>1864</b> 	<b>1866</b> 	<b>4061</b> 
<b>2237</b> 	<b>3138</b> 	<b>2134</b> 	<b>2196 2196</b> 	<b>4102</b> 	<b>1945</b> 	<b>2634</b> 	<b>2635</b> 	
<b>3286</b> 	<b>2186 2186</b> 	<b>3368</b> 	<b>3985</b> 	<b>1947</b> 	<b>2103</b> 	<b>2335</b> 		
<b>3745</b> 	<b>0508</b> 	<b>0785</b> 		<b>1927</b> 	<b>2334</b> 	<b>2189</b> 		
<b>2167</b> 	<b>3633</b> 	<b>1135</b> 		<b>1989</b> 	<b>3714 3714</b> 	<b>2375</b> 		
	<b>3388</b> 	<b>1090</b> 			<b>1532</b> 	<b>2376</b> 		

16.5 mm	16.6 mm	17 mm		18 mm				
<b>2195</b> 	<b>2147</b> 	<b>2250</b> 	<b>1918</b> 	<b>3375</b> 	<b>1987 1987</b> 	<b>2111</b> 	<b>2951</b> 	<b>2594</b> 
		<b>2262</b> 	<b>1919</b> 	<b>3374</b> 	<b>2154</b> 	<b>3715</b> 	<b>2899</b> 	<b>4683</b> 
		<b>2263</b> 	<b>3909</b> 	<b>3373</b> 	<b>1988</b> 	<b>2797</b> 	<b>3621</b> 	
				<b>2098</b> 	<b>2379</b> 	<b>2063</b> 		
						<b>2593</b> 	<b>3122</b> 	
						<b>2444</b> 	<b>4777</b> 	

# Classic profiles

18.6 mm			20 mm				21 mm	
<b>1926</b> 	<b>2520</b> 	<b>1418</b> 	<b>3062</b> 	<b>2521</b> 	<b>4852</b> 	<b>2031</b> 	<b>2907</b> 	<b>1136</b> 
<b>1991</b> 	<b>2126</b> 	<b>0346</b> 	<b>3199</b> 	<b>3698</b> 	<b>2479</b> 	<b>4351</b> 	<b>2909</b> 	<b>3804 3804</b> 
<b>3369</b> 	<b>3784</b> 	<b>2703</b> 	<b>3454</b> 	<b>3591</b> 	<b>2742</b> 	<b>3255</b> 	<b>2908</b> 	
<b>0838</b> 	<b>2305</b> 			<b>1220</b> 	<b>3546</b> 	<b>2016</b> 		
<b>1174</b> 	<b>3370</b> 			<b>2605</b> 	<b>4199</b> 	<b>2495</b> 		
<b>3389</b> 	<b>2793</b> 			<b>2078 2078</b> 	<b>3697</b> 	<b>2365</b> 		

21.9 mm	22 mm			23 mm	23.9 mm	24 mm		
<p><b>0748</b></p>	<p><b>2202</b></p>	<p><b>2049</b></p>	<p><b>2380</b></p>	<p><b>3341</b></p>	<p><b>0292</b></p>	<p><b>3425</b></p>	<p><b>4543</b></p>	<p><b>3023</b></p>
<p><b>0749</b></p>	<p><b>2204</b></p>	<p><b>3716</b></p>				<p><b>3387</b></p>	<p><b>4544</b></p>	<p><b>4063</b></p>
<p><b>0750</b></p>	<p><b>2203</b></p>	<p><b>4263</b></p>					<p><b>3893</b></p>	<p><b>4101</b></p>
		<p><b>2285</b></p>					<p><b>4388</b></p>	<p><b>3024</b></p>
		<p><b>2062</b></p>						<p><b>3285</b></p>
		<p><b>3918</b></p>						<p><b>3022</b></p>

# Classic profiles

## 24 mm

<b>2206 2206</b> 	<b>1922</b> 	<b>1393</b> 	<b>2884</b> 	<b>1707</b> 	<b>3390</b> 	<b>3149</b> 	<b>2200</b> 	<b>2425</b> 
<b>2279</b> 	<b>1921</b> 	<b>3020</b> 	<b>3371</b> 	<b>3380</b> 	<b>3448</b> 	<b>3148</b> 	<b>2396</b> 	<b>2902</b> 
<b>2432</b> 	<b>2268</b> 	<b>3622</b> 	<b>0839</b> 	<b>3257</b> 	<b>2794</b> 	<b>1498</b> 	<b>2165</b> 	<b>3372</b> 
<b>2331</b> 	<b>1920</b> 	<b>3283</b> 	<b>1175</b> 	<b>2730</b> 	<b>2199</b> 	<b>2214</b> 	<b>2426</b> 	<b>1750</b> 
<b>2267</b> 	<b>3021</b> 	<b>2633</b> 	<b>2780 2780</b> 	<b>1619</b> 	<b>2632</b> 	<b>2191</b> 	<b>4283</b> 	
<b>1392</b> 	<b>3284</b> 	<b>2424</b> 	<b>3386</b> 	<b>4557</b> 	<b>3258</b> 	<b>2729</b> 		

24 mm	24.8 mm	25 mm	25.3 mm	26 mm	27 mm			
<p><b>2774</b></p>	<p><b>4215</b></p>	<p><b>4214</b></p>	<p><b>2050</b></p>	<p><b>1058</b></p>	<p><b>4271</b></p>	<p><b>2006</b></p>	<p><b>3433</b></p>	<p><b>3078</b></p>
<p><b>2395</b></p>	<p><b>4216</b></p>	<p><b>2155</b></p>	<p><b>2106</b></p>	<p><b>4317</b></p>	<p><b>1186</b></p>	<p><b>3080</b></p>		
<p><b>2316</b></p>		<p><b>2051</b></p>	<p><b>2817 2817</b></p>	<p><b>4272</b></p>	<p><b>2535 2535</b></p>	<p><b>3079</b></p>		
<p><b>2366</b></p>			<p><b>2311</b></p>	<p><b>4494</b></p>	<p><b>2883</b></p>			
			<p><b>4330</b></p>	<p><b>1993</b></p>				

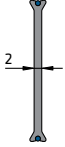
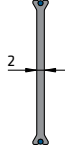
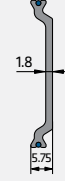
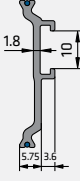

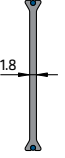
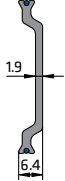

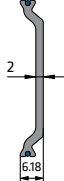
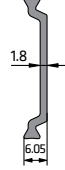
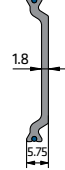

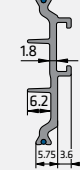
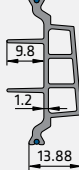
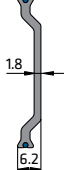
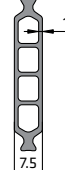
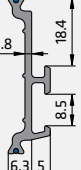
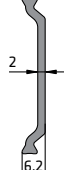
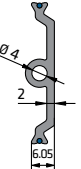
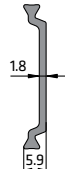
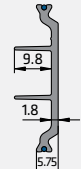
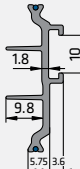
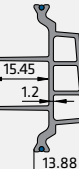
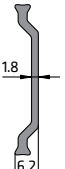
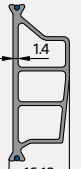
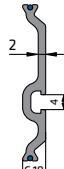
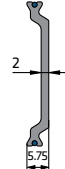
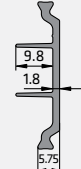
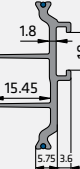
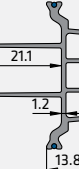
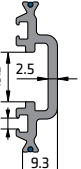
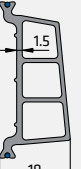
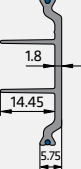
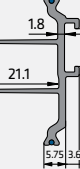
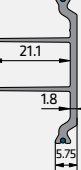
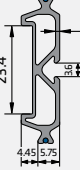
# Classic profiles

28 mm				29 mm	30 mm			
<b>3920</b> 	<b>2795</b> 	<b>2007</b> 	<b>2614</b> 	<b>3700</b> 	<b>3555</b> 	<b>2080 2080</b> 	<b>3432</b> 	<b>3419</b> 
<b>3798</b> 	<b>4200</b> 	<b>2198</b> 	<b>2501</b> 	<b>3761</b> 	<b>4832</b> 	<b>1729</b> 	<b>2383</b> 	
<b>3842</b> 	<b>3109</b> 	<b>1669</b> 	<b>2515</b> 		<b>4831</b> 	<b>3790</b> 		
<b>3843</b> 	<b>3110</b> 	<b>3724</b> 	<b>3413</b> 				<b>4262</b> 	
		<b>3896</b> 	<b>3145</b> 			<b>2740 2740</b> 		
		<b>2796</b> 	<b>3244</b> 			<b>3606</b> 		

31.8 mm	31.9 mm	32 mm				34 mm		
<b>3212</b> 	<b>0724</b> 	<b>2522</b> 	<b>2638</b> 	<b>3057</b> 	<b>3444</b> 	<b>3829</b> 	<b>3377</b> 	<b>3826</b> 
<b>3760</b> 	<b>3723</b> 	<b>0774</b> 	<b>3701</b> 	<b>2728</b> 	<b>2727</b> 	<b>2807 2807</b> 	<b>2805</b> 	<b>3282</b> 
<b>0725</b> 	<b>2523</b> 	<b>2246</b> 	<b>3025</b> 	<b>2764</b> 	<b>3316</b> 	<b>3315</b> 	<b>3172 3172</b> 	
<b>0726</b> 	<b>1651</b> 	<b>2923</b> 	<b>2361</b> 	<b>4768</b> 	<b>3986</b> 	<b>3825</b> 		
<b>0758</b> 	<b>0773</b> 	<b>2631</b> 	<b>2649</b> 	N	<b>3746</b> 	<b>3623</b> 		
		<b>3889</b> 	<b>2911</b> 		<b>4327</b> 	<b>3620</b> 		

# Classic profiles

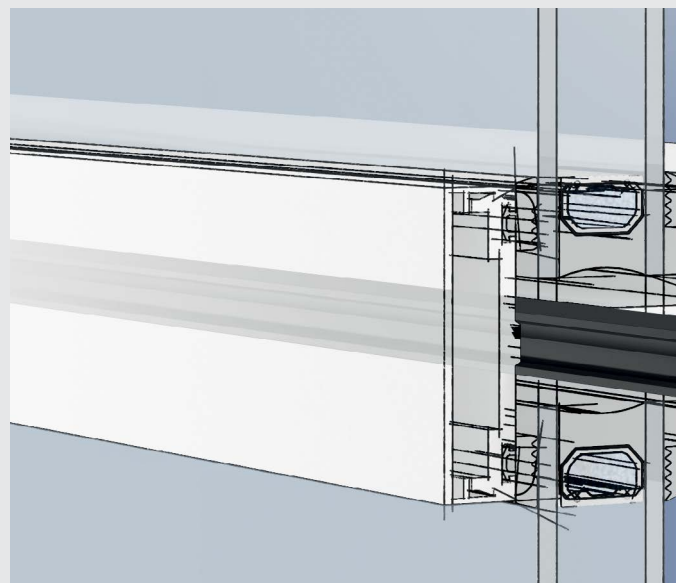

34 mm					35 mm			36 mm
<b>2765</b> 	<b>3123</b> 	<b>1885 1885</b> 	<b>3655</b> 	<b>4275</b> 	<b>3391</b> 	<b>3281</b> 	<b>1986 1986</b> 	<b>1814</b> 
<b>2857</b> 	<b>3124</b> 	<b>3935</b> 	<b>3379</b> 	<b>3351</b> 	<b>4396</b> 	<b>3280</b> 	<b>3813</b> 	
<b>2856</b> 	<b>3125</b> 	<b>3012</b> 	<b>4402</b> 	<b>3352</b> 	<b>3279</b> 	<b>3146</b> 	<b>1958</b> 	
<b>2855</b> 	<b>1861</b> 	<b>4635</b> 	<b>3392</b> 	<b>2427</b> 				
	<b>3848</b> 	<b>4347</b> 	<b>3936</b> 	<b>3229</b> 				
	<b>3660</b> 	<b>1650</b> 	<b>3350</b> 	<b>3010</b> 				

37 mm	38 mm	39 mm			40 mm	41 mm	42 mm	
<b>4740</b> 	<b>4277</b> 	<b>3827</b> 	<b>3984</b> 	<b>2429</b> 	<b>3353</b> 	<b>4739</b> 	<b>3272</b> 	<b>2655</b> 
<b>4365</b> 	<b>3824</b> 	<b>4192</b> 	<b>4786</b> 	<b>3398</b> 	<b>3354</b> 	<b>2636</b> 	<b>3273</b> 	<b>4202</b> 
<b>4737</b> 	<b>4075</b> 	<b>3399</b> 	<b>3400</b> 	<b>3640</b> 	<b>3812</b> 	<b>4022</b> 	<b>2656</b> 	
<b>4276</b> 	<b>3864</b> 	<b>3636</b> 	<b>3639</b> 	<b>3307</b> 	<b>3274</b> 			
		<b>4701</b> 	<b>3638</b> 					
		<b>3637</b> 	<b>3828</b> 					

# Classic profiles

44 mm	45 mm	46 mm	49 mm	50 mm	52 mm	54 mm	77 mm	134 mm
<b>4991</b>  <b>N</b>	<b>4680</b>  <b>N</b>	<b>3641</b>  <b>N</b>	<b>2969</b>  <b>N</b>	<b>3311</b>  <b>N</b>	<b>4461</b>  <b>N</b>	<b>3339</b>  <b>N</b>	<b>4813</b>  <b>N</b>	<b>3940</b>  <b>N</b>
<b>2647</b>  <b>N</b>	<b>4682</b>  <b>N</b>	<b>3068</b>  <b>N</b>	<b>4062</b>  <b>N</b>	<b>3338</b>  <b>N</b>	<b>3338</b>  <b>N</b>	<b>3338</b>  <b>N</b>	<b>3338</b>  <b>N</b>	<b>3338</b>  <b>N</b>
<b>2275</b>  <b>N</b>	<b>3310</b>  <b>N</b>	<b>3277</b>  <b>N</b>	<b>3277</b>  <b>N</b>	<b>3277</b>  <b>N</b>	<b>3277</b>  <b>N</b>	<b>3277</b>  <b>N</b>	<b>3277</b>  <b>N</b>	<b>3277</b>  <b>N</b>
<b>4348</b>  <b>N</b>	<b>3278</b>  <b>N</b>	<b>3278</b>  <b>N</b>	<b>3278</b>  <b>N</b>	<b>3278</b>  <b>N</b>	<b>3278</b>  <b>N</b>	<b>3278</b>  <b>N</b>	<b>3278</b>  <b>N</b>	<b>3278</b>  <b>N</b>
<b>4349</b>  <b>N</b>	<b>4349</b>  <b>N</b>	<b>4349</b>  <b>N</b>	<b>4349</b>  <b>N</b>	<b>4349</b>  <b>N</b>	<b>4349</b>  <b>N</b>	<b>4349</b>  <b>N</b>	<b>4349</b>  <b>N</b>	<b>4349</b>  <b>N</b>

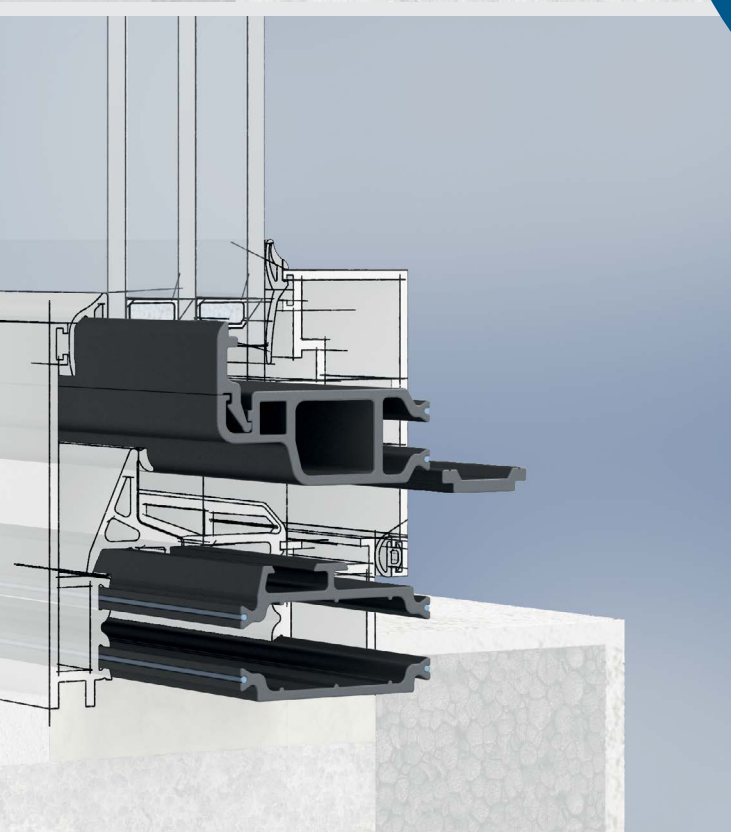






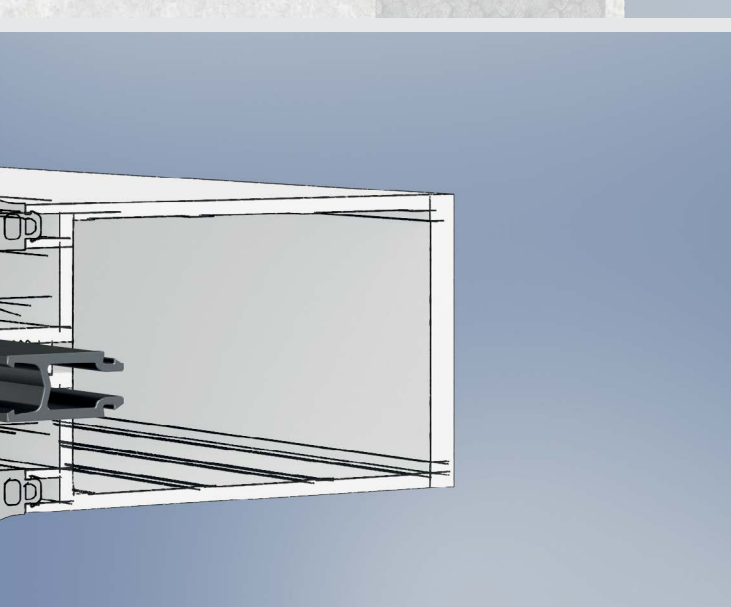
# 3

## Special Profiles









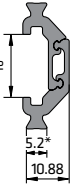







Our special profiles offer a wide range of solutions for doors, windows, sliding systems and facades. They impress with optimal thermal separation, profile properties adapted to the application, efficient processing and the highest precision.

On request, the special profiles are also available in other materials with higher stiffness or better coatability, depending on the application and geometry.

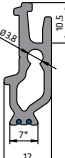

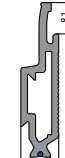


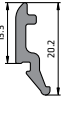


## Shear-free profiles

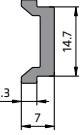
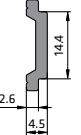
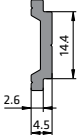
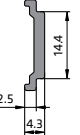
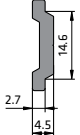
18 mm	20 mm	22 mm	24 mm	26 mm	28 mm	30 mm	32 mm	
3989	3963 3963	3995	3998	4004	4007	3884	4010	4788
								
34 mm	36 mm	42 mm	44 mm	46 mm				
4013	4362	4019	4789	4607				
								

Also, additional shear-free bars are available to you for trials from our RPT technology, in the insulation depths 25 and 40 mm.

## Profiles for hidden sash

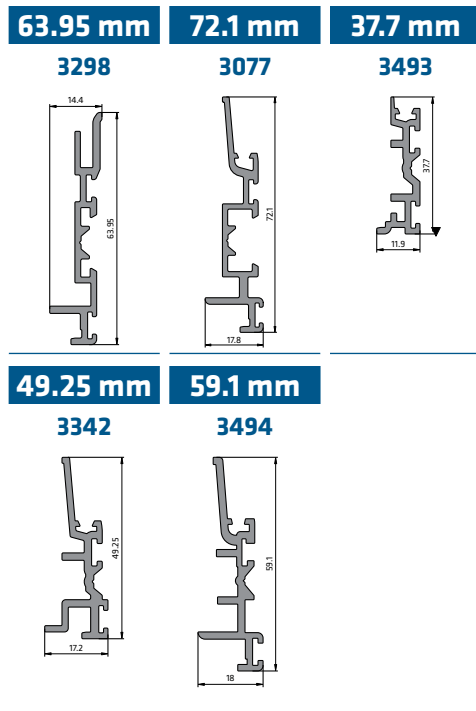
31.5 mm	36.5 mm	40 mm	43.5 mm	47.05 mm	Glazing bead
2455	4430	4558	3966	3319	13.3 mm
					

## Bolt operating profiles

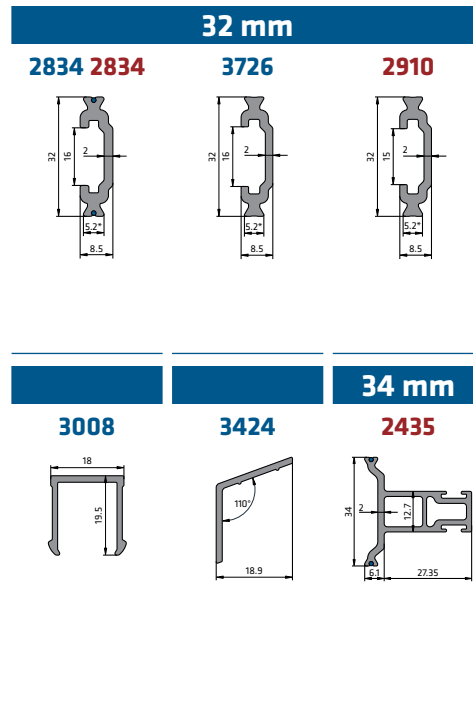
17.7 mm	19.5 mm			19.7 mm
3778	3266	3582	3668	1840
				

Sliding systems

Chicanes



Supplementary profiles

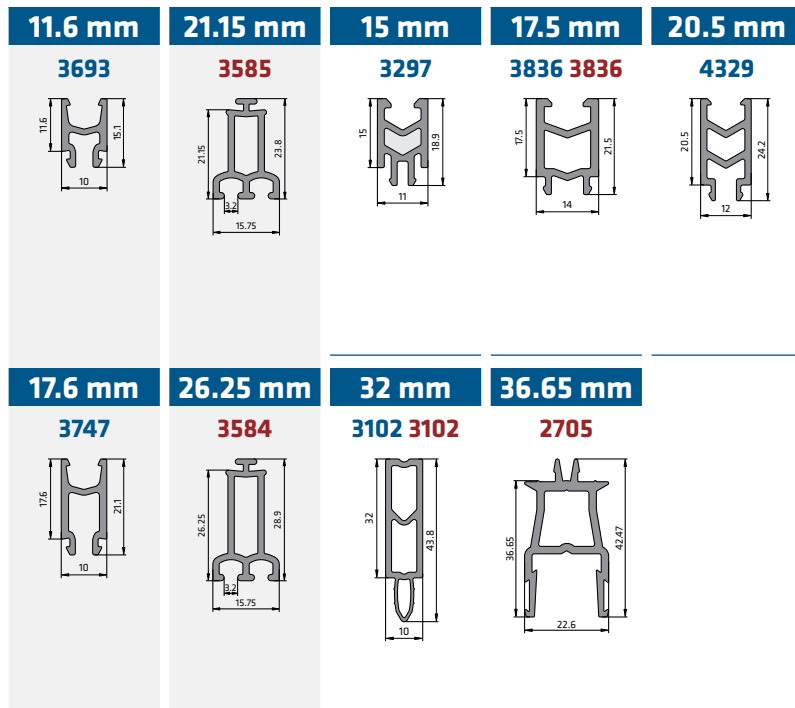


Runner rails

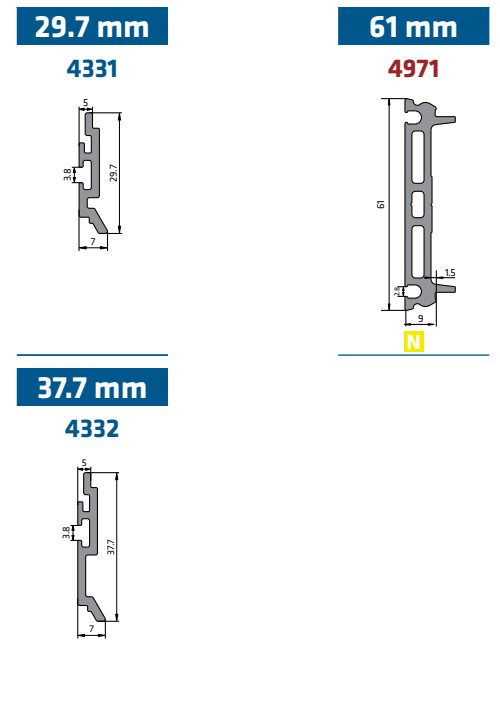


Profiles for facades

Spacers



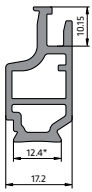
Glass edge profiles



## Profiles for hidden sash

**35 mm**

**4264**

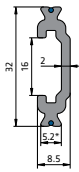


## Sliding systems

Supplementary profiles

**32 mm**

**2834**





# Article Overview

Article number	Insulating depth (mm)	Description of the geometry	Pieces per stillage *	Foot compatible with aluminium cavity suggestion short hammer	Foot compatible with aluminium cavity suggestion long hammer	Coils **
0292	23.9	straight	2400	■	■	☉
0346	18.6	straight with nose	2300	■		
0508	14.8	straight	4800	■	■	☉
0724	31.9	offset	1600	■		
0725	31.9	offset with groove	1500	■		
0726	31.9	offset with nose	1000	■		
0748	21.9	offset	2500	■		☉
0749	21.9	straight with groove	2400	■		
0750	21.9	offset with nose	1300	■		
0758	31.9	offset with nose	1100	■		
0773	31.9	straight with nose	1000	■	■	
0774	31.9	straight	2000	■	■	☉
0785	14.8	straight with nose	3000	■	■	
0818	14.6	straight	4500	■	■	☉
0838	18.6	straight	3000	■	■	☉
0839	24	straight	3100	■	■	☉
1044	14	straight	4800	■	■	☉
1058	25	straight	2400	■	■	☉
1090	14.8	straight with nose	3000	■	■	
1135	14.8	straight with nose	3000	■	■	
1136	21	straight	2700	■	■	☉
1142	12	straight	5200	■	■	☉
1173	14.6	straight	4800	■	■	☉
1174	18.6	straight	3000	■	■	☉
1175	24	straight	3600	■	■	☉
1186	26	straight	2200			☉
1220	20	straight	2900	■	■	☉
1392	24	offset with nose	1150	■		
1393	24	offset	2300	■		☉
1418	18.6	straight with nose	1700	■	■	
1498	24	straight with arrow	1300	■	■	
1532	16	offset	3200	■	■	☉
1619	24	offset	2300	■	■	☉
1650	34	offset	1700	■		
1651	31.9	offset	1500	■	■	
1669	28	offset	1900	■	■	
1674	14.6	straight with nose	3000	■	■	
1707	24	straight with noses	2400	■	■	☉
1729	30	straight	2500	■	■	☉
1750	24	straight with nose	1300			
1754	15	straight	4200	■	■	☉
1814	36	straight	2200	■	■	☉
1840	19.7	bolt operating profile	2500			☉
1861	34	3 hollow chambers	1300	■	■	
1864	16	straight	4000	■	■	☉
1866	16	straight with arrow	2300	■	■	
1884	14.6	straight with nose	3000	■	■	
1885	34	straight	2000	■	■	☉
1910	14.6	straight	4500	■	■	☉
1918	17	offset with groove	1800	■		
1919	17	offset with nose	1800	■		
1920	24	straight with groove and nose	1500	■	■	

\* approximate values, which can deviate in individual cases \*\* Dimensions may differ; LI and RE-LI not available in coils

Article number	Insulating depth (mm)	Description of the geometry	Pieces per stillage *	Foot compatible with aluminium cavity suggestion short hammer	Foot compatible with aluminium cavity suggestion long hammer	Coils **
1921	24	straight with groove and "T"	1500	■	■	
1922	24	straight with groove	2200	■	■	☉
1926	18.6	straight	3000	■	■	☉
1927	16	straight with nose	2900	■	■	
1928	16	straight	4000	■	■	☉
1945	16	offset	3200	■	■	☉
1946	14.8	offset	3500	■	■	☉
1947	16	offset with arrow	2800	■	■	
1953	14.6	hollow chamber with wide feet	2200			
1958	36	offset	1500	■	■	
1986	35	offset with flag	1500	■	■	
1987	18	offset	3550	■		☉
1988	18	offset with nose	1900	■		
1989	16	straight with nose	2900	■	■	
1991	18.6	straight	3000	■	■	☉
1993	26	straight with screw channel	1500	■	■	
2006	26	straight	2200	■	■	☉
2007	28	straight	2600	■	■	☉
2014	13.4	offset	3800	■		☉
2016	20	offset with nose	1500	■	■	
2028	14.6	offset	3650	■		☉
2031	20	offset with hook	1600	■	■	
2045	14.6	straight with nose	3000	■	■	
2046	14.6	straight	4500	■	■	☉
2049	22	straight	2600	■	■	☉
2050	25	offset	2200	■		
2051	25	offset with nose	1400	■		
2062	22	straight with nose	2400	■	■	
2063	18	offset with nose	1950	■	■	
2078	20	offset	2600	■	■	☉
2080	30	offset	2000	■	■	
2098	18	offset with nose	1800	■		
2102	14.8	straight	4800	■	■	☉
2103	16	straight	4000	■	■	☉
2104	14	hollow chamber	2200	■	■	
2106	25	straight with noses	2100	■	■	☉
2111	18	straight	3550	■	■	☉
2126	18.6	offset	2800	■	■	☉
2134	14.8	offset with groove	2500	■		
2147	16.6	hollow chamber with wide feet	1800			
2154	18	offset with "T"	1900	■		
2155	25	offset with "T"	1900	■		
2156	13.5	offset	3500	■		☉
2164	12	hollow chamber	3200	■		
2165	24	offset with hook	1300	■	■	
2167	14.8	offset with nose	2100	■	■	
2186	14.8	straight	4800	■	■	☉
2189	16	offset with hook	2100	■		
2191	24	offset with groove	1300	■		
2192	12	straight	5200	■	■	☉
2195	16.5	straight with 2 grooves	3200	■	■	
2196	15	offset	3650	■		☉

Article number	Insulating depth (mm)	Description of the geometry	Pieces per stillage *	Foot compatible with aluminium cavity suggestion short hammer	Foot compatible with aluminium cavity suggestion long hammer	Coils **
2198	28	straight	2600	■	■	☉
2199	24	offset	2500	■		☉
2200	24	offset with hook	1500	■		
2202	22	offset	2500	■		☉
2203	22	offset with nose	1500	■		
2204	22	offset with groove	1500	■		
2206	24	offset	2500	■	■	☉
2214	24	straight with arrow	1300	■	■	
2237	14.8	offset	3650	■	■	☉
2246	32	offset	1600	■		
2250	17	offset	2800	■		☉
2262	17	offset with groove	1800	■		
2263	17	offset with nose	2800	■		
2267	24	straight with nose	1700	■	■	
2268	24	straight with "T"	1700	■	■	
2275	44	offset	1300	■		
2279	24	offset with arrow	1400	■	■	
2285	22	offset	2500	■	■	☉
2305	18.6	straight with nose	2400	■	■	
2310	12	straight	5200	■	■	☉
2311	25	offset with hook	1600	■	■	
2316	24	straight with screw channel	2000	■	■	
2331	24	offset with nose	1550	■	■	
2334	16	straight	4500	■	■	☉
2335	16	straight with arrow	2300	■	■	
2361	32	offset with groove	1300	■		
2365	20	offset with screw channel	2400	■	■	
2366	24	offset with screw channel	2400	■	■	
2375	16	offset with hook	2100	■	■	
2376	16	offset with arrow	2500	■	■	
2379	18	offset	3550	■		☉
2380	22	offset with nose	1300	■	■	
2383	30	straight with screw channel	1400	■	■	
2395	24	offset with nose	1250	■		
2396	24	offset with hook and groove	1500	■		
2423	16	offset	3200	■	■	☉
2424	24	offset	2500	■	■	☉
2425	24	offset with arrow	1250	■	■	
2426	24	offset with groove	1300	■	■	
2427	35	offset	1700	■	■	
2429	39	offset with 3 hollow chambers and 2 flags	450	■		
2432	24	offset with nose	1600	■	■	
2435	34	supplementary profile for sliding systems	430	■	■	
2440	14.8	offset	3650	■	■	☉
2444	18	straight with groove	3000	■		
2455	31.5	profile for hidden sash	850			
2479	20	offset	2600	■	■	☉
2495	20	offset with nose	1800			
2501	28	offset with nose	1000	■	■	
2515	28	offset with nose	800	■	■	
2520	18.6	offset	2900	■	■	☉
2521	20	straight	3000	■	■	☉

\* approximate values, which can deviate in individual cases \*\* Dimensions may differ; LI and RE-LI not available in coils

Article number	Insulating depth (mm)	Description of the geometry	Pieces per stillage *	Foot compatible with aluminium cavity suggestion short hammer	Foot compatible with aluminium cavity suggestion long hammer	Coils **
2522	31.9	straight	2000	■	■	☉
2523	31.9	offset	1500	■	■	
2530	10	offset	5000	■	■	☉
2531	12	offset	4500	■		☉
2535	26	offset	1700	■		☉
2593	18	offset with hook	1900	■	■	
2594	18	straight with screw channel	2500	■	■	
2605	20	offset	2600	■	■	☉
2614	28	offset with groove	2000	■	■	
2631	32	offset	1600	■		
2632	24	straight with arrow	1300	■	■	
2633	24	straight	3100	■	■	☉
2634	16	straight	4000	■	■	☉
2635	16	straight with arrow	2300	■	■	
2636	41	4 hollow chambers	1000	■	■	
2638	32	straight	2000	■	■	☉
2647	44	offset	1300	■	■	
2649	32	offset with hook and "T"	870	■		
2655	42	offset	1450	■	■	
2656	42	offset with groove	1450	■	■	
2703	18.6	straight with screw channel	2500	■	■	
2705	36.65	spacer for curtain walls	400			
2727	32	offset with hollow chamber	820	■		
2728	32	offset with "T"	1160	■	■	
2729	24	offset with nose	1560	■	■	
2730	24	offset	2760	■	■	
2740	30	offset	1920	■		
2742	20	offset	2600	■		☉
2764	32	straight with screw channel	1300	■	■	
2765	34	offset	1700	■		
2774	24	offset with nose	1570	■	■	
2780	24	offset	2500	■		☉
2793	18.6	straight with nose	1700	■	■	
2794	24	offset	2300	■		☉
2795	28	offset	2000	■	■	☉
2796	28	offset with hook and "T"	1150	■	■	
2797	18	offset	3550	■	■	☉
2805	34	offset with groove and 2 flags	1140	■		
2807	34	offset with 2 flags	1520	■		
2817	25	offset	2200	■	■	☉
2834	32	supplementary profile for sliding systems	1200			
2835		runner rail for sliding systems	800			
2855	34	offset with 3 hollow chambers	600	■		
2856	34	offset with 2 hollow chambers	750	■		
2857	34	offset with hook and "T"	950	■		
2877	14.6	straight	4500	■	■	☉
2883	27	offset	2300	■		
2884	24	straight	3100	■	■	☉
2899	18	straight with 2 grooves	2300			
2902	24	straight with nose	1300	■	■	
2907	21	straight	2900	■	■	☉
2908	21	straight with nose	1300	■		

Article number	Insulating depth (mm)	Description of the geometry	Pieces per stillage *	Foot compatible with aluminium cavity suggestion short hammer	Foot compatible with aluminium cavity suggestion long hammer	Coils **
2909	21	straight with groove	2500	■		
2910	32	supplementary profile for sliding systems	1200			
2911	32	offset with 2 hooks	1000	■		
2923	32	offset	1600	■		
2951	18	offset with groove	3000			
2952	14.6	straight	4500	■	■	☉
2969	49	offset	1150	■		
3008		supplementary profile for sliding systems	1900			
3010	35	offset	1400	■	■	
3012	34	offset	1500	■	■	
3020	24	offset with flag	1300	■		
3021	24	offset with arrow and groove	1300	■		
3022	24	offset with nose	1600	■	■	
3023	24	offset	2500	■	■	☉
3024	24	offset with groove	1320	■	■	
3025	32	offset with hook	1400	■		
3057	32	offset with 2 flags	1400	■		
3062	20	offset	2600	■		☉
3068	49	offset with groove	1150	■		
3077		chicane for sliding systems	270			
3078	27	offset	2300	■		
3079	27	straight with nose	1400	■		
3080	27	offset with groove	1300	■		
3102	32	spacer for curtain walls	780			
3109	28	offset with "T"	1400	■	■	
3110	28	offset with 3 hollow chambers	1090	■		
3122	18	offset with nose	1950	■	■	
3123	34	offset	1760	■	■	
3124	34	offset with "T"	1260	■	■	
3125	34	offset with 4 hollow chambers	1060	■		
3129		runner rail holder for sliding systems	860			
3138	14.8	straight	4800	■	■	☉
3145	28	offset with 2 hollow chambers and 2 flags	650	■		
3146	35	offset with 2 grooves and 2 flags	750	■		
3148	24	straight with arrow	1300	■	■	
3149	24	straight with groove	2150	■	■	
3172	34	offset with 2 hollow chambers and 2 flags	540	■		
3199	20	offset with hook	1600	■	■	
3212	31.8	3 hollow chambers with screw channel	1470	■	■	
3229	35	offset	1400	■	■	
3244	28	offset with hollow chamber	300	■		
3255	20	offset with groove	1600	■		
3257	24	offset	2500	■	■	☉
3258	24	offset with arrow	1300	■	■	
3266	19.5	bolt operating profile	3500			☉
3272	42	offset	1400	■		
3273	42	offset with hook and "T"	800	■		
3274	42	offset with 3 hollow chambers	480	■		
3277	54	6 hollow chambers with 2 grooves and noses	600	■		
3278	54	offset with 5 hollow chambers and noses	550	■		
3279	35	offset with 2 flags	700	■		
3280	35	offset with groove and 2 flags	1400	■		

\* approximate values, which can deviate in individual cases \*\* Dimensions may differ; LI and RE-LI not available in coils

Article number	Insulating depth (mm)	Description of the geometry	Pieces per stillage *	Foot compatible with aluminium cavity suggestion short hammer	Foot compatible with aluminium cavity suggestion long hammer	Coils **
3281	35	offset with 2 flags	1000	■		
3282	34	offset with 2 hollow chambers	820	■		
3283	24	offset with double hook	1300	■		
3284	24	straight with noses	2400	■	■	☉
3285	24	offset with arrow	1100	■	■	
3286	14.8	offset with hook	2100	■	■	
3297	15	spacer for curtain walls	1600			
3298		chicane for sliding systems	360			
3307	40	offset with 3 grooves	900	■		
3310	50	offset with groove and flag	700	■		
3311	50	offset	1150	■		
3315	34	offset with groove and 2 flags	840	■		
3316	34	offset with 2 flags	820	■		
3319	47.05	profile for hidden sash	430			
3320		glazing bead	2500			
3338	54	6 hollow chambers with noses and 5 flags	450	■		
3339	54	6 hollow chambers with noses	800	■		
3341	23	offset with hook	1500	■	■	
3342		chicane for sliding systems	360			
3350	35	offset with 2 hollow chambers and 2 flags	500	■		
3351	35	offset with 3 flags	720	■		
3352	35	offset with hook and groove	920	■		
3353	40	straight	2200	■	■	☉
3354	40	offset	1500	■	■	
3368	14.8	straight with nose	3000	■	■	
3369	18.6	straight	3000	■	■	☉
3370	18.6	straight with nose	2200	■	■	
3371	24	straight	3100	■	■	☉
3372	24	straight with nose	1300	■	■	
3373	18	offset with nose	1900	■	■	
3374	18	offset with groove	1700	■		
3375	18	offset	3550	■	■	☉
3377	34	offset with groove	1100	■		
3378	14.6	hollow chamber with wide feet and nose	1300			
3379	34	offset with 2 "T"	900	■	■	
3380	24	straight with noses	2400	■	■	
3386	24	2 hollow chambers	2000	■	■	
3387	24	offset with "T"	1800	■		
3388	14.8	offset	3650	■	■	☉
3389	18.6	offset	2800	■	■	☉
3390	24	offset	2500	■	■	☉
3391	35	offset	1700	■		
3392	35	offset with hook, groove and 3 flags	500	■		
3398	39	offset with 3 hollow chambers and 2 flags	440	■		
3399	39	offset with 2 flags	950	■		
3400	39	offset with groove and 2 flags	750	■		
3413	28	offset with hollow chamber	1150	■	■	
3419	30	offset with hook	1600	■	■	
3424		supplementary profile for sliding systems	2500			
3425	24	offset with arrow	1250	■		
3432	30	straight	2500	■	■	
3433	26	straight with screw channel	1700	■	■	

Article number	Insulating depth (mm)	Description of the geometry	Pieces per stillage *	Foot compatible with aluminium cavity suggestion short hammer	Foot compatible with aluminium cavity suggestion long hammer	Coils **
3444	32	offset with nose	840	■		
3448	24	offset	2650	■	■	☉
3454	20	offset with nose	1500	■		
3493		chicane for sliding systems	900			
3494		chicane for sliding systems	320			
3546	20	2 hollow chambers	2200	■		
3555	29	offset	1950	■		
3557	14	offset	3500	■	■	☉
3560	12	straight	5200	■	■	☉
3582	19.5	bolt operating profile	4000			☉
3584	26.25	spacer for curtain walls	840			
3585	21.15	spacer for curtain walls	1000			
3591	20	straight	2900	■	■	☉
3606	30	2 hollow chambers with flag	1300	■		
3620	34	offset with 2 "T" and 2 flags	750	■	■	
3621	18	offset with nose	2000	■	■	
3622	24	offset with hook	1800	■		
3623	34	offset with 2 "T"	1200	■	■	
3632	10	straight	6000	■	■	☉
3633	14.8	offset	3500	■		☉
3636	39	offset with groove and 2 flags	800	■		
3637	39	offset with 2 flags	650	■		
3638	39	offset with groove and 2 flags	550	■		
3639	39	offset with 3 hollow chambers and 2 flags	400	■		
3640	39	offset with 3 hollow chambers and 2 flags	440	■		
3641	46	offset	1200	■		
3655	34	offset with flag	800	■		
3660	34	offset with flag	1050	■		
3668	19.5	bolt operating profile	4200			☉
3693	11.6	spacer for curtain walls	2500			
3697	20	offset with hook	1600	■	■	
3698	20	straight	3000	■	■	☉
3700 N	28	straight with screw channel	1600	■	■	
3701 N	32	straight	2000	■	■	☉
3714	16	offset	4000	■	■	☉
3715	18	offset	3500	■	■	☉
3716	22	offset	2900	■	■	☉
3723	31.9	offset	1900	■		
3724	28	offset	2000	■	■	
3725	14	hollow chamber	4000	■	■	
3726	32	supplementary profile for sliding systems	1300			
3745	14.8	offset with "T"	2300	■	■	
3746	34	offset with groove	1950	■	■	
3747	17.6	spacer for curtain walls	1800			
3760	31.8	3 hollow chambers with screw channel	1400	■	■	
3761	29	offset	2100	■		
3778	17.7	bolt operating profile	2900			☉
3784	18.6	offset with hook	1000	■	■	
3790	30	offset with flag	800	■	■	
3798	28	offset with flag	1100	■	■	
3804	21	offset	2800	■	■	☉
3812	40	offset	1440	■	■	

\* approximate values, which can deviate in individual cases \*\* Dimensions may differ; LI and RE-LI not available in coils

Article number	Insulating depth (mm)	Description of the geometry	Pieces per stillage *	Foot compatible with aluminium cavity suggestion short hammer	Foot compatible with aluminium cavity suggestion long hammer	Coils **
3813	36	offset	1600	■	■	
3824	38	offset	1600	■	■	
3825	34	3 hollow chambers with groove	940	■	■	
3826	34	offset with 2 hollow chambers	840	■	■	
3827	39	offset	1600	■	■	
3828	39	2 hollow chambers with groove	900	■	■	
3829	34	offset	1800	■	■	
3836	17.5	spacer for curtain walls	1150			
3842	28	offset with groove and flag	1100	■	■	
3843	28	offset with hollow chamber and flag	720	■	■	
3848	34	3 hollow chambers	1300	■	■	
3864	39	offset with 2 flags	950	■		
3884	30	shear-free profile	1700	■	■	
3889	32	offset with flag	1050	■	■	
3893	24	offset with hollow chamber	1050	■	■	
3896	28	offset with flag	1200	■	■	
3909	17	hollow chamber with wide feet	1800			
3918	22	offset with nose	1500	■	■	
3920	28	offset with flag	1200	■	■	
3935	34	offset	1800	■	■	
3936	35	2 hollow chambers	850	■	■	
3940 <b>N</b>	134	straight	640	■	■	
3957	32	offset with flag	1200	■		
3963	20	shear-free profile	2400	■	■	
3966	43.5	profile for hidden sash	600			
3984	39	offset with groove	1000	■	■	
3985	15	offset with nose	2500	■		
3986	34	3 hollow chambers	1200	■	■	
3989	18	shear-free profile	2500	■	■	
3995	22	shear-free profile	2300	■	■	
3998	24	shear-free profile	2100	■	■	
4004	26	shear-free profile	1950	■	■	
4007	28	shear-free profile	1800	■	■	
4010	32	shear-free profile	1600	■	■	
4013	34	shear-free profile	1450	■	■	
4019	42	shear-free profile	1200	■	■	
4022	42	offset with 3 hollow chambers	550	■		
4056	28	offset with flag	1500	■		
4059	14.6	hollow chamber with wide feet	2500			
4060	14.6	straight with screw channel	3000	■	■	
4061	16	hollow chamber with wide feet	1800			
4062	50	offset	1150	■	■	
4063	24	offset with hook	1600	■	■	
4075	38	offset	1600	■	■	
4101	24	offset with hook	1600	■	■	
4102	16	offset with arrow	2500	■	■	
4178	29	offset	2000	■		
4192	39	offset	1600	■	■	
4199	20	2 hollow chambers	2200	■		
4200	28	offset	2000	■	■	
4202	42	offset	1450	■	■	
4214	24.8	offset	2200	■	■	

Article number	Insulating depth (mm)	Description of the geometry	Pieces per stillage *	Foot compatible with aluminium cavity suggestion short hammer	Foot compatible with aluminium cavity suggestion long hammer	Coils **
4215	24.8	offset with nose	1600	■	■	
4216	24.8	offset with hook	1900	■	■	
4245	20	straight	2900	■	■	
4262	30	offset	2000	■	■	
4263	22	offset	2500	■		☉
4264	35	profile for hidden sash	650			
4271	25.3	offset	2200	■		
4272	25.3	offset with hollow chamber	1200	■		
4275	34	straight with screw channel	1400	■	■	
4276	38	offset	1600	■	■	
4277	38	straight	2200	■	■	☉
4283	24	offset with hollow chamber	1050	■	■	
4296	28	offset with 2 flags	1500	■	■	
4298	28	offset with "T" and flag	1400	■	■	
4317	25.3	offset with groove	1300	■		
4325	37	offset	1600	■	■	
4327	34	offset with groove and 2 flags	1140	■		
4329	20.5	spacer for curtain walls	1350			
4330	25	hollow chamber with wide feet and groove	1400			
4331	29.7	supplementary profile for curtain walls	2500			
4332	37.7	supplementary profile for curtain walls	1900			
4347	34	offset with groove	1200	■		
4348	44	offset with 2 grooves	740	■		
4349	44	offset with 4 hollow chambers	550	■		
4351	20	offset with groove	1600	■		
4362	36	shear-free profile	1300	■	■	
4365	37	offset	1600	■		
4367	30	offset with flag	1050	■	■	
4370	30	offset	2000	■	■	
4386	14	offset	3600	■	■	☉
4388	24	offset with nose	1600	■	■	
4396	35	offset with 2 flags	1000	■		
4402	34	offset with 2 "T"	900	■	■	
4430	36.5	profile for hidden sash	700			
4458	43	offset	1400	■		
4461	52	straight	1700	■	■	
4467	32	offset with 2 flags	1400	■	■	
4468	32	offset with groove and 2 flags	1100	■	■	
4469	32	offset with hollow chamber and 2 flags	1000	■	■	
4474	33	offset	1700	■		
4494	26	offset with nose	1450	■		
4503	42	offset with 2 flags	850	■		
4518	40	straight	2200	■	■	
4542	26	offset	2500	■	■	
4543	24	offset	2500	■	■	☉
4544	24	offset with hook	1600	■	■	
4557	24	offset with hook	1600	■		
4558	40	profile for hidden sash	850			
4568	34	offset with 2 grooves	1700	■		
4607	46	shear-free profile	1100	■	■	
4616	26	straight	2800	■	■	
4617	26	straight with screw channel	1700	■	■	

\* approximate values, which can deviate in individual cases \*\* Dimensions may differ; LI and RE-LI not available in coils

Article number	Insulating depth (mm)	Description of the geometry	Pieces per stillage *	Foot compatible with aluminium cavity suggestion short hammer	Foot compatible with aluminium cavity suggestion long hammer	Coils **
4618	28	offset	2000	■	■	
4619	30	straight	2500	■	■	
4620	32	offset	1600	■	■	
4621	34	offset	1800	■	■	
4622	44	offset	1300	■	■	
4623	39	offset with 3 hollow chambers	600	■	■	
4635	34	offset with groove	1200	■	■	
4666	48	offset	1150	■	■	
4680	45	4 hollow chambers	1100	■	■	
4682	45	4 hollow chambers with 3 hooks and "T"	660	■	■	
4683	18	hollow chamber with wide feet and groove	1800			
4698	12	straight with nose	3500	■	■	
4701	39	offset with 2 flags	680	■	■	
4720	34	offset with 4 hollow chambers and 2 flags	650	■		
4735	54	offset with 2 grooves	920	■	■	
4736	54	offset with 4 hollow chambers	500	■	■	
4737	37	offset with screw channel	1300	■		
4739	41	offset	1450	■	■	
4740	37	straight	2200	■	■	©
4768 N	32	offset with 3 hollow chambers	880			
4777	18	offset with hollow chamber	1950	■		
4786	39	offset with groove and 2 flags	950	■	■	
4788	32	shear-free profile with groove	1000			
4789	44	shear free profile	1150	■	■	
4804	28	offset with 2 flags	1200	■	■	
4807	45	offset with 2 flags	950	■		
4813	77	offset	650	■		
4830	39	offset with noses	1600	■	■	
4831	30	offset with nose	1300	■	■	
4832	30	offset with 2 "T"	1300	■	■	
4852	20	offset	2600	■		©
4919	24.8	offset with hook	1900	■	■	
4920	24.8	offset with nose	1600	■	■	
4921	24.8	offset with groove	1400	■	■	
4922	24.8	straight with nose	1300	■	■	
4923	38	offset	1600	■	■	
4924	42	offset	1450	■	■	
4966	31.8	offset with 3 hollow chambers	850	■		
4971 N	61	pressure plate	350			
4991 N	44	offset	1300	■	■	
5433 N	22	straight with hollow chamber	1100	■	■	
5446 N	22	offset with nose	1300	■	■	
5447 N	24	offset with 2 hollow chambers	1950	■		
5450 N	32	offset with hook	1400	■	■	
5451 N	36	straight	2200	■	■	
5452 N	39	straight	2200	■	■	
5453 N	46	straight with 3 hollow chambers	470	■		
5500	16	offset	4000	■	■	
5501	16	offset with hook	2100	■	■	
5502	20	offset	3200	■		
5503	20	offset	2600	■		
5504	20	offset with nose	1800	■		

Article number	Insulating depth (mm)	Description of the geometry	Pieces per stillage *	Foot compatible with aluminium cavity suggestion short hammer	Foot compatible with aluminium cavity suggestion long hammer	Coils **
5505	20	offset with hook	1600	■		
5506	22	offset	2500	■	■	
5507	22	offset	2500	■		
5508	22	offset with nose	1500	■	■	
5509	23	offset	2500	■		
5510	24	offset with hollow chamber	900	■	■	
5511	24	offset with hook	1500	■	■	
5512	24	offset with nose	1250	■		
5513	24	offset with groove	1300	■		
5514	24	offset	2500	■		
5515	24	offset with arrow	1250	■		
5516	24	offset with hollow chamber	1200	■		
5517	24	offset with "T"	1600	■	■	
5518	24	offset with hook	1600	■	■	
5519	24	offset with groove	1250	■	■	
5520	24,8	offset	2200	■	■	
5521	26	offset	2300	■		
5522	27	offset	2300	■	■	
5523	28	offset	2000	■		
5524	28	offset with flag	2000	■	■	
5525	28	offset with hollow chamber and flag	760	■	■	
5526	28	offset with 2 hollow chambers and flag	720	■	■	
5527	28	offset with groove and flag	1500	■	■	
5528	28	offset	2000	■	■	
5529	28	offset with groove	1300	■	■	
5530	28	2 hollow chambers	1800	■	■	
5531	28	offset with 2 hollow chambers	1100	■	■	
5532	29	offset with 2 hollow chambers	1050	■		
5533	30	offset	2000	■		
5534	32	offset	1600	■	■	
5535	32	offset with 3 hollow chambers	750	■	■	
5536	32	offset	1600	■		
5537	32	offset with 2 hollow chambers	900	■		
5538	32	straight with screw channel	1500	■	■	
5539	17	offset	2800	■		
5540	22	straight	2600	■	■	
5541	34	straight	2000	■	■	
5542	34	straight	2000	■	■	
5543	34	offset with flag	1650	■	■	
5544	34	offset with 2 hollow chambers	750	■	■	
5545	34	offset with 2 hollow chambers and 2 flags	650	■		
5546	34	offset with groove and flag	1200	■	■	
5547	34	offset with 2 "T" and 2 flags	770	■	■	
5548	34	offset with groove and 2 flags	1520	■	■	
5549	35	straight	2100	■	■	
5550	35	offset	1700	■		
5551	36	offset	1600	■		
5552	36	offset	1600	■	■	
5553	36	straight	2200	■	■	
5554	38	offset with flag	1500	■	■	
5555	39	offset with flag	1500	■	■	
5556	39	4 hollow chambers	1050	■	■	

\* approximate values, which can deviate in individual cases \*\* Dimensions may differ; LI and RE-LI not available in coils

Article number	Insulating depth (mm)	Description of the geometry	Pieces per stillage *	Foot compatible with aluminium cavity suggestion short hammer	Foot compatible with aluminium cavity suggestion long hammer	Coils **
5557	39	offset with 2 hollow chambers	750	■		
5558	39	offset with 3 hollow chambers and flag	480	■	■	
5559	39	offset with 3 hollow chambers and 2 flags	550	■	■	
5560	39	offset with 2 "T"	900	■	■	
5561	39	offset with groove and flag	850	■	■	
5562	39	4 hollow chambers with groove	1400	■	■	
5563	39	4 hollow chambers with groove	850	■	■	
5564	39	4 hollow chambers with groove	1050	■	■	
5565	39	4 hollow chambers	1400	■	■	
5566	39	4 hollow chambers with groove	1050	■	■	
5567	40	offset	1500	■	■	
5568	40	offset	1500	■	■	
5569	40	offset with 2 flags	950	■	■	
5570	42	offset with flag	1350	■	■	
5571	42	offset with 3 hollow chambers	750	■	■	
5572	42	offset with 3 hollow chambers	670	■		
5573	42	offset with 3 hollow chambers	600	■	■	
5574	42	offset with 2 "T"	950	■	■	
5575	42	offset with 2 "T"	950	■	■	
5576	42	offset	1450	■	■	
5577	44	offset with groove	900	■	■	
5578	44	offset with 4 hollow chambers	700	■	■	
5579	45	offset	1300	■	■	
5580	46	offset	1200	■	■	
5581	46	offset with 2 hooks	850	■	■	
5582	50	5 hollow chambers	1100	■	■	
5583	54	offset	1150	■	■	
5584	54	offset with 2 grooves	650	■	■	
5585	24	offset with "T"	1800	■	■	
5586	24	offset with hook	1900	■	■	
5587	34	offset with 2 "T"	1200	■	■	
5588	58	offset	1130	■	■	
5589	60	straight	1500	■	■	

## Additional information

Accompanying product brochures, recommendations and datasheets are available on request or from the download area on our website at any time [insulbar.com](http://insulbar.com).

### Product brochures

- insulbar with Low-E film
- Shear-free insulating profile from insulbar
- insulbar ESP
- insulbar RE
- insulbar LI
- insulbar RE-LI
- insulbar with ESPOC

### Recommendations

- Transport, storage, delivery form
- Coating of insulbar from polyamide GF
- Anodising of insulbar from polyamide GF
- Processing of shear-free profiles

### Datasheets

- insulbar REG made from TECATHERM 66 GF or 66 GF40
- insulbar RE made from TECATHERM 66 GF RE
- insulbar LI made from TECATHERM 66 GF
- insulbar RE-LI made from TECATHERM 66 GF RE
- insulbar ESP made from TECATHERM 66 ESP
- insulbar with ESPOC
- Coex wire
- Surface protection film
- Low-E film 12 ε 3
- Cover film 8.4 T 200

Download area



**Ensinger GmbH**  
Rudolf-Diesel-Straße 8  
71154 Nufringen  
Germany  
Phone +49 7032 819 0  
insulbar@ensingerplastics.com  
insulbar.com

**Ensinger Website**



The Ensinger Group is engaged in the development, manufacture and sale of compounds, semi-finished materials, composites, technical parts and profiles made of engineering and high-performance plastics. To process the thermoplastic polymers, Ensinger uses a wide range of production techniques, such as extrusion, machining, injection moulding, casting, sintering and pressing. With a total of more than 2,500 employees at over 30 locations, the family-owned enterprise is represented worldwide in all major industrial regions with manufacturing facilities or sales offices.